

Dowds 1st Grade Blizzard Bags

Day 1

Reading: Help your child choose the passage (A or B) that best matches his/her reading ability. Read and answer the comprehension questions.

Passage A: David and Froggy

Passage B: Amani's Cookies


Writing (Narrative): Write about your family and what makes them special. Use a beginning sentence, like a feeling statement ("I love my family!"), and include descriptive details. Make sure you wrap up your story at the end with an ending sentence.

Phonics: Write the missing short vowel on the blank.

Math: Fill in the missing numbers on the 100s chart. If you would like additional math practice, work on DreamBox or practice flashcards for 15 minutes.

David and Froggy

**David loves his pet.
His name is Froggy.
He is green and very playful.
Froggy is a frog.
They are best friends.
Froggy is a good pet.**



1. Who is Froggy?

- a. a boy b. a small toy
c. a turtle d. a frog

2. What color is David's pet?

- a. green b. blue c. red d. yellow

3. What is the Frog's name? _____.

Name _____

Amani's cookies



likes wants them again she



Amani likes cookies. She likes to bake them with her dad. She wants to add frosting to her cookies. Then she wants to lick the frosting. She wants to dip them in milk. She dips them again and again. She has lots of cookies. Now she wants to make the cookies again!

1. What does Amani like to add to the cookies? Highlight your answer in the text.

milk


sprinkles

dip

frosting

2. What does Amani do after she licks frosting?

Name _____



My family


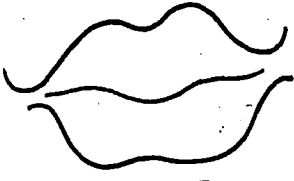





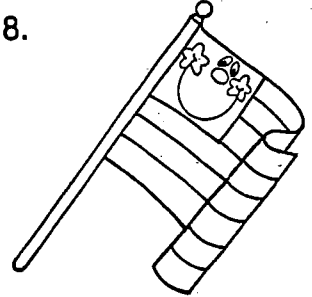
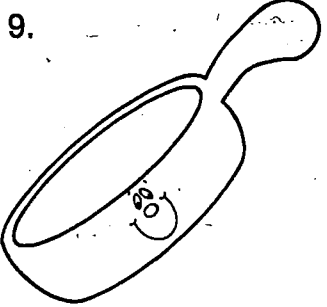


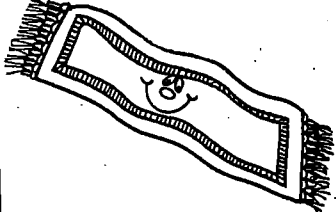




Handwriting practice lines consisting of ten sets of three horizontal lines (top solid, middle dashed, bottom solid).

Handwriting practice lines consisting of solid top and bottom lines with a dashed midline, repeated down the page.

Name _____


Short Vowels: a, e, i, o, u

Write the missing vowel on the blank.

1.  c ___ p	2.  l ___ ps	3.  s ___ nk	4.  str ___ ng
5.  ___ wl	6.  sw ___ ng	7.  d ___ sk	8.  fl ___ g
9.  p ___ n	10.  sh ___ p	11.  s ___ x	12.  r ___ g
13.  sp ___ t	14.  j ___ g	15.  m ___ sk	16.  tr ___ ck

Name: _____

Hundreds Chart



Miss Count has started to fill in the hundreds chart.
Help her finish by filling in the empty boxes.

			4						
								19	
				25					
31									
						47			
		53							
							68		
									80
					86				
	92								